

Investment Objective

Blueprint Moderate Growth seeks capital appreciation over full market cycles while generally maintaining broad global diversification. The strategy is dynamically managed, striving to take advantage of global market opportunities while focusing on downside risk management by changing allocations in response to market conditions.

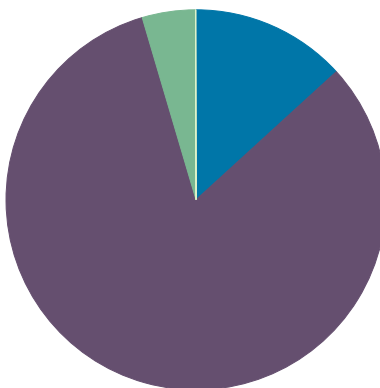
Strategy Strengths

- Downside protection
- Reduced portfolio volatility
- Improved risk-adjusted returns
- Enhanced absolute returns over full market cycles

Investment Strategy

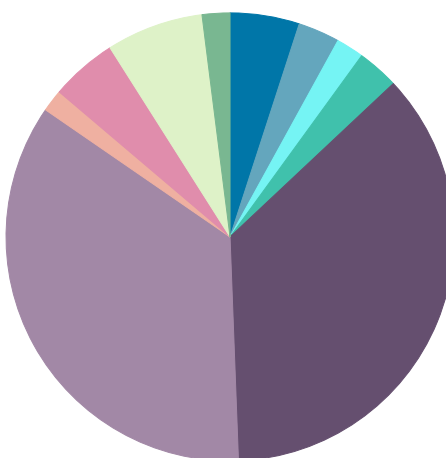
The strategy consists of two portions, strategic and tactical, both of which are dynamic in nature. The strategic allocation is broadly diversified across eight asset classes attempting to take advantage of opportunities across global capital markets, while the tactical portion adjusts portfolio allocations with risk management as the primary objective.

Asset Allocation



	%
● Stock	13.2
● Bond	82.2
● Cash	4.5
● Other	0.0
Total	100.0

Current Asset Allocation Details

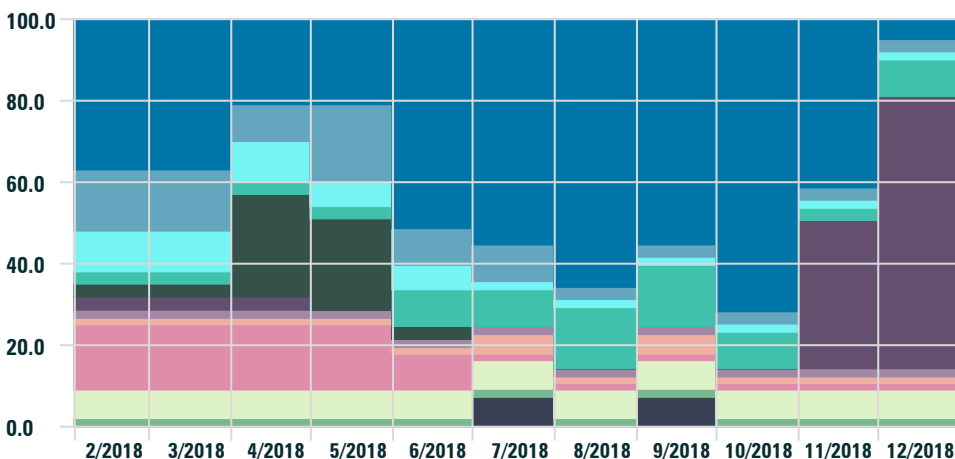


	%
● Large Core	5.0
● Foreign Large Core	3.0
● Diversified Emerging Markets	2.0
● Domestic Real Estate	3.0
● Ultrashort Investment Grade	0.0
● Short-Term Government	36.4
● Intermediate Government (4-6)	35.2
● Inflation-Protected Bond	1.6
● Foreign Bond	4.8
● Managed Futures	7.0
● Cash	2.0
● Long Government (>6)	0.0
Total	100.0

Portfolio Characteristics

Name	Blueprint Moderate Growth
Platform(s)	Charles Schwab; TD Ameritrade; Raymond James
Instruments	ETFs & Mutual Funds
Liquidity	Daily

Historical Portfolio Exposure



● Large Core	● Foreign Large Core	● Diversified Emerging Markets
● Domestic Real Estate	● Ultrashort Investment Grade	● Short-Term Government
● Intermediate Government (4-6)	● Inflation-Protected Bond	● Foreign Bond
● Managed Futures	● Cash	● Long Government (>6)

Operations

Firm Name	Blueprint Investment Partners
Firm Location	Greensboro, NC
Firm Assets	\$10,000
Phone Number	(800) 765-6936

Portfolio-Level Performance Disclosure

Past performance is not indicative of future results. For portfolio-level performance and other important disclosures, please see page 2.

Disclaimer

Not a recommendation of any security or strategy. Intended for informational purposes only. Investing contains significant risks, including the risk of loss. Investment decisions should be made based on the investors specific financial needs and objectives.

Past performance is not indicative of future results. The information provided in this fact sheet relating to the Blueprint Moderate Growth (20% Strategic) sub-strategy has not been GIPS-verified. The information has been obtained from sources believed to be reliable and is accurate to the best of our knowledge, but we can't guarantee its accuracy or completeness. Please note, this information is supplemental to the information provided as part of the GIPS-compliant presentation for the Blueprint Moderate Growth composite.

The Moderate Growth Benchmark is comprised of 45% MSCI ACWI Index, 10% MSCI US REIT Index, 25% Bloomberg Barclay's US Aggregate Bond Index, and 20% US Treasury Bills, rebalanced monthly. Inception date of the Blueprint sub-strategy presented is November 1, 2014. Performance results are presented in US dollars and are net of sub-advisory fees and trading expenses and reflect the reinvestment of dividends and capital gains. Actual fees may vary based on, among other factors, account size and custodial relationship. There will be brokerage commissions associated with buying and selling ETFs.

Investments involve risk and unless otherwise stated, are not guaranteed. Be sure to first consult with a qualified financial adviser and/or tax professional before implementing any strategy discussed herein. Investors should consider the underlying funds' investment objectives, risks, charges and expenses carefully before investing. The Advisor's ADV, which contains this and other important information, should be read carefully before investing. The strategy is subject to management risk and an investor's return and principal value of investment may fluctuate, so that an investment, when liquidated, may be worth more or less than their original investment. ETFs trade like stocks and may trade for less than their net asset value. Blueprint's reliance on the strategy and its judgments about the value and potential appreciation of the securities in which the strategy invests may prove to be incorrect. Overall market risk, including volatility, may affect the value of the individual instruments in which the strategy invests. The investment strategy and types of securities held by the comparison indices may be substantially different from the investment strategy and the types of securities held by the Blueprint Moderate Growth (20% Strategic) Sub-Strategy. Blueprint Investment Partners, LLC ("Blueprint" or the "Advisor") is registered as an investment adviser with the United States Securities and Exchange Commission (SEC). Registration does not constitute an endorsement of the firm by the SEC nor does it indicate that the Adviser has attained a particular level of skill or ability.

Glossary of Terms

Alpha: A measure of performance on a risk-adjusted basis. It provides the value added that the portfolio manager adds to or subtracts from a portfolio's return.

Beta: A measure of the volatility or systematic risk of a security or a portfolio in comparison to the market as a whole.

Standard Deviation: The mathematical calculation that measures the variance over time of a set of data around its average.

Sharpe Ratio: A ratio used to measure risk-adjusted performance. It provides return vs. risk by providing a ratio of portfolio return minus risk-free return (Treasuries) vs. portfolio standard deviation.

Maximum Drawdown: Maximum Drawdown shows the maximum percentage drop in portfolio value from its high point to its low point before reversing back up. It measures the total magnitude of the maximum drops experienced by a portfolio.

BLUEPRINT

INVESTMENT PARTNERS